










Strategic Risk Register Changes

ID	Risk Description	Risk Score	Impact	Likelihood	Old Name	Old Score	Impact	Likelihood	Move	Move
1	Financial Stability	15	Major	5 3 40% - 60%	Financial stability	9	High	3 3	Decrease	
2	Maintaining Partnership Performance	9	Moderate	3 3 40% - 60%	Maintaining Partnership Performance	4	Medium	2 2	Same	
3	Reputational Risks	9	Moderate	3 3 40% - 60%	Damage to the Council's reputation	4	Medium	2 2	Same	
4	Changes in the Political Landscape	6	Moderate	3 2 20% - 40%	Changes in the political landscape	6	Medium	2 3	Decrease	
5	Changes in National Policy/Legislation	12	Moderate	3 4 60% - 80%	Changes in national policy/legislation	6	Medium	2 3	Same	
6	Risks in Delivery of the Regeneration Programme	6	Moderate	3 2 20% - 40%	Inability to deliver the regeneration programme	6	Medium	3 2	Decrease	
7	Information Technology Risks	12	Significant	4 3 40% - 60%	Inability to drive improvements through information technology	3	Low	3 1	Increase	
8	Influence Key Decision Makers	9	Moderate	3 3 40% - 60%	Inability to influence key decision makers	6	Medium	3 2	Same	
9	Risks in Response to Changes in Population and Deprivation	9	Moderate	3 3 40% - 60%	Risks in responding to demographic changes and increased deprivation	9	High	3 3	Decrease	
10	Workforce, Skills and Capacity Challenges	9	Moderate	3 3 40% - 60%	Workforce, skills and capacity challenges	6	Medium	2 3	Same	
11	Malicious Attack	5	Major	5 1 < 20%	Malicious Attack	3	Low	3 1	Same	
12	Safeguarding Failure	3	Moderate	3 1 < 20%	Safeguarding Failure	3	Low	3 1	Same	
13	Environmental Event	8	Significant	4 2 20% - 40%	Environmental Event	6	Medium	3 2	Same	
14	Influenza type Pandemic	5	Major	5 1 < 20%	Failure to respond to a widespread illness	3	Low	3 1	Same	
15	Cost of Living Crisis	9	Moderate	3 3 40% - 60%	Cost of Living Crisis	9	High	3 3	Decrease	